



251 Shaws Road, **Werribee**

Loads of Opportunity!

Located in the heart of Werribee and within close proximity to Pacific Werribee Shopping Centre, Werribee Train Station and the Princes Freeway, this three bedroom home surely won't be on the market for long.

Comprising of three great sized bedrooms fitted with built in robes, centrally located bathroom and two separate living areas including a front lounge and spacious kitchen/meals area.

The kitchen boasts gas upright stove, range hood, corner pantry and plenty of bench space.

The home is situated on approx. 667m² of land, there is a great sized back yard ideal for potential sub division (S.T.C.A) or plenty of room for the kids and pets to play.

Other features include ducted heating, wall air conditioner, spacious laundry, pergola, garden shed, security doors, fly screens, window furnishings and a single carport plus drive through access.

SMS 251SHAWS to 0428 440 958 for full property details.

Call to inspect today!

3  1  1 

 667 sqm

FOR SALE \$475,000 to \$510,000

ID# 11004113558

Open for Inspection

Sat 19 May, 1:00pm - 1:30pm

Sun 20 May, 11:00am - 11:30am



Andrew Cruickshank

03 8734 5833

0423 248 703



Brent Bennett

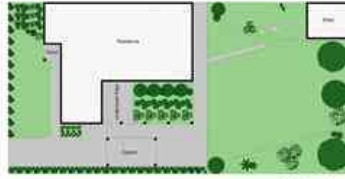
03 8734 5806

0433 384 866

The above information has been furnished to us by the vendor of each property. We have not verified whether or not that information is accurate and have no belief one way or another in its accuracy. We do not accept any responsibility to any person for its accuracy and do no more than pass it on. all interested parties should make and rely upon their own enquires in order to determine whether or not this information is in fact accurate.



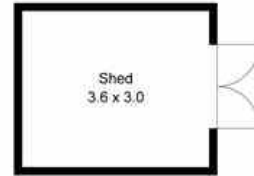
The floor plan is not to scale; measurements are indicative and in metres. All features included in this 3D plan are for inspiration purposes only. This is not an exact replica of the property or the position of exterior elements. Plans should not be relied on. Interested parties should make and rely on their own enquiries.



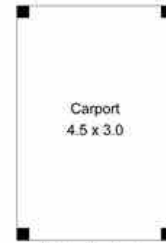
Siteplan



The floor plan is not to scale; measurements are indicative and in metres. Exterior elements are not in position. Plans should not be relied on. Interested parties should make and rely on their own enquiries.



(Not In Position)



(Not In Position)



Produced by DIAKRIT